

14th January, 2014

**To,
The Secretary,
The Calcutta Stock Exchange Association Ltd.,
7, Lyons Range,
Kolkata - 700 001.**

Dear Sir,

Re: Submission of Distribution Schedule

Pursuant to clause 35 of the Listing Agreement please find herewith a copy of
"Shareholding Pattern" as on 31st December, 2013.

Kindly acknowledge receipt.


Thanking You,

Yours faithfully,
For Quest Financial Services Ltd.



Director

Encl: As above

	The Calcutta Stock Exchange Limited
	Listing Department Received Contents not verified
Sl. No. 155	Dated 14/1/14
Signature	

(1)(a) Statement showing Shareholding Pattern

Name of the Company:

QUEST FINANCIAL SERVICES LTD.

Scirp Code, Name of the scrip, class of security:

10027006, QUEST FINANCIAL SERVICES LTD., EQUITY

Quarter Ended

31.12.2013

Partly paid-up shares:-	No. of partly paid-up shares	As a % of total no. of partly paid-up shares	As a % of total no. of shares of the company
Held by promoter/promoter group	N.A.	N.A.	N.A.
Held by public	N.A.	N.A.	N.A.
Total	N.A.	N.A.	N.A.
Outstanding convertible securities:-	No. of outstanding securities	As a % of total No. of outstanding convertible securities	As a % of total no. of shares of the company, assuming full conversion of the convertible securities
Held by promoter/promoter group	N.A.	N.A.	N.A.
Held by public	N.A.	N.A.	N.A.
Total	N.A.	N.A.	N.A.
Warrants:-	No. of warrants	As a % of total no. of warrants	As a % of total no. of shares of the company, assuming full conversion of the warrants
Held by promoter/promoter group	N.A.	N.A.	N.A.
Held by public	N.A.	N.A.	N.A.
Total	N.A.	N.A.	N.A.
Total paid-up capital of the company assuming full conversation of warrants and convertible securities	123316500		

For Quest Financial Ser


Category Code	Category of Shareholder	No of Shareholders	Total No. of Shares	Number of Shares held in dematerialized form	Total Shareholding as a percentage of total no of shares (A+B) (vi)	As a percentage of (A+B+C) (vii)	Number of shares	Shares pledged or otherwise encumbered	As a Percentage (ix) = (viii)/(iv)*100
(1)	(ii)	(iii)	(iv)	(v)	(vi)	(vii)	(viii)	(ix)	(x)
(A)	Shareholding of Promoter and Promoter Group								
(1)	Indian								
(a)	Individuals/Hindu Undivided Family	4	2387500	2387500	1.94	1.94	0.00	0.00	0.00
(b)	Central Government/ State Government (S)	0	0	0	0.00	0.00	0.00	0.00	0.00
(c)	Bodies Corporate	1	90000	90000	0.07	0.07	0.00	0.00	0.00
(d)	Financial Institutions/ Banks	0	0	0	0.00	0.00	0.00	0.00	0.00
(e)	Any Other (specify)	0	0	0	0.00	0.00	0.00	0.00	0.00
	Sub-Total (A) (1)	5	2477500	2477500	2.01	2.01	0.00	0.00	0.00
(2)	Foreign								
(a)	Individuals/ Non resident Individuals/Foreign Individuals	0	0	0	0.00	0.00	0.00	0.00	0.00
(b)	Bodies Corporate	0	0	0	0.00	0.00	0.00	0.00	0.00
(c)	Institutions	0	0	0	0.00	0.00	0.00	0.00	0.00
(d)	Qualified Foreign Investors	0	0	0	0.00	0.00	0.00	0.00	0.00
(e)	Any Other (specify)	0	0	0	0.00	0.00	0.00	0.00	0.00
	Sub-Total (A) (2)	0	0	0	0.00	0.00	0.00	0.00	0.00
	Total Shareholding of Promoter and Promoter Group A=(A1)+(A2)	5	2477500	2477500	2.01	2.01	0.00	0.00	0.00
(B)	Public Shareholding								
(1)	Institutions								
(a)	Mutual Funds/UTI	0	0	0	0.00	0.00	0.00	0.00	0.00
(b)	Financial Institution/Banks	0	0	0	0.00	0.00	0.00	0.00	0.00
(c)	Central Government/State Government(s)	0	0	0	0.00	0.00	0.00	0.00	0.00

For Quest Financial Services Ltd.


Director

d)	Venture Capital Funds	0	0	0	0.00	0.00	0.00	0.00
e)	Insurance Companies	0	0	0	0.00	0.00	0.00	0.00
f)	Foreign Institutional Investors	0	0	0	0.00	0.00	0.00	0.00
g)	Foreign Venture Capital Investors	0	0	0	0.00	0.00	0.00	0.00
h)	Qualified Foreign Investors	0	0	0	0.00	0.00	0.00	0.00
h)	Any Other	0	0	0	0.00	0.00	0.00	0.00
	Sub-Total (B) (1)	0	0	0	0.00	0.00	0.00	0.00
(2)	Non Institutions							
(a)	Bodies Corporate	223	69655740	65010140	56.49	56.49	0.00	0.00
(b)	Individuals- i) Individual shareholders holding nominal share capital up to Rs.1 Lakh	1944	6363500	5062200	5.16	5.16	0.00	0.00
	ii) Individual shareholders holding nominal share capital in excess of Rs.1Lakh.	1001	44818360	35264360	36.34	36.34	0.00	0.00
(c)	Qualified Foreign Investor	0	0	0	0.00	0.00	0.00	0.00
(d)	Any Others	0	0	0	0.00	0.00	0.00	0.00
(d.i)	Clearing Member	1	1400	1400	0.00	0.00	0.00	0.00
	Sub-Total (B) (2)	3169	120839000	105338100	97.99	97.99	0.00	0.00
	Total Public Shareholding B=(B)(1)+(B)(2)	3169	120839000	105338100	97.99	97.99	0.00	0.00
	Total (A)+(B)	3174	123316500	107815600	100.00	100.00	0.00	0.00
(C)	Shares held by Custodians and against which Depository Receipts have been issued.	0	0	0	0.00	0.00	0.00	0.00
	GRAND TOTAL (A)+(B)+(C)	3174	123316500	107815600	100.00	100.00	0.00	0.00

For Quest Financial Services Ltd.



Director

Statement showing holding of securities (including shares, warrants, convertible securities) of persons belonging to the category "Promoter and Promoter Group"

Name of the shareholder	Details of Shares held			Encumbered shares (*)			Details of warrants			Details of convertible securities			Total shares (including underlying shares assuming full conversion of warrants and convertible securities) as a % of diluted share capital
	No. of shares held	As a % of grand total (A) + (B) + (C) (IV)	No. (V)	As a percentage (VI) = (V) / (III) * 100	As a % of grand total (A) + (B) + (C) of sub-clause (I)(a)	Number of warrants held (VIII)	As a % total number of warrants of the same class (IX)	Number of convertible securities held (X)	As a % total number of convertible securities of the same class	(XII)			
(ii)													
Vitoldus Holdings Pvt. Ltd.	90000	0.07	0.00	0.00	0.00	0.00	0.00	0.00	0.00	0.00	0.07		
Anita Jajodia	575000	0.47	0.00	0.00	0.00	0.00	0.00	0.00	0.00	0.00	0.47		
Kishan Kumar Jajodia	705000	0.57	0.00	0.00	0.00	0.00	0.00	0.00	0.00	0.00	0.57		
Prakash kumar Jajodia	598000	0.49	0.00	0.00	0.00	0.00	0.00	0.00	0.00	0.00	0.49		
Sabita Jajodia	509500	0.41	0.00	0.00	0.00	0.00	0.00	0.00	0.00	0.00	0.41		
Total	2477500	2.01	0.00	0.00	0.00	0.00	0.00	0.00	0.00	0.00	2.01		

(*) The term "encumbrance" has the same meaning as assigned to it in regulation 28(3) of the SAST Regulations, 2011

Statement showing holding of securities (including shares, warrants, convertible securities) of persons belonging to the category "Public" and holding more than 1% of the total number of shares

Name of the shareholder	Number of Shares held	Shares as a percentage of total number of shares (i.e., Grand Total (A)+(B)+© (A)+(B)+© indicated in Statement at para (I)(a) above)	Details of warrants		Details of convertible securities		Total shares (including underlying shares assuming full conversion of warrants and convertible securities) as a % of diluted share capital
			Number of warrants held	As a % total number of warrants of the same class	Number of convertible securities held	% w.r.t total number of convertible securities of the same class	
Anumati Distributors Private Limited	2448516	1.99	0.00	0.00	0.00	0.00	1.99
Anurodh Infrastructure Pvt. Ltd.	5874652	4.76	0.00	0.00	0.00	0.00	4.76
Ashirwad Suppliers Pvt. Ltd.	4670641	3.79	0.00	0.00	0.00	0.00	3.79
Faithful Cloth Merchants Pvt. Ltd.	1432333	1.16	0.00	0.00	0.00	0.00	1.16
Fastner Machinery Dealers Pvt. Ltd.	3982359	3.24	0.00	0.00	0.00	0.00	3.24
Foremost Textiles Pvt. Ltd.	2615453	2.12	0.00	0.00	0.00	0.00	2.12
Glorious Vincom Pvt. Ltd.	4504500	3.65	0.00	0.00	0.00	0.00	3.65
Innova Auto Distributors Private Limited	4889585	3.97	0.00	0.00	0.00	0.00	3.97
Keynote Painting Dealers Pvt. Ltd.	4500000	3.64	0.00	0.00	0.00	0.00	3.64
Linkup Financial Consultants Pvt. Ltd.	1777934	1.44	0.00	0.00	0.00	0.00	1.44
Multifold Plastic Marketing Private Limited	3693343	3.00	0.00	0.00	0.00	0.00	3.00
Pears Mercantiles Pvt. Ltd.	1821666	1.48	0.00	0.00	0.00	0.00	1.48
Ritudhara Retailers Pvt. Ltd.	1744350	1.41	0.00	0.00	0.00	0.00	1.41
Sankalp Vincom Pvt. Ltd.	1347855	1.09	0.00	0.00	0.00	0.00	1.09
Spice Merchants Pvt. Ltd.	2919517	2.37	0.00	0.00	0.00	0.00	2.37
Starwise Housing Pvt. Ltd.	15995700	12.9	0.00	0.00	0.00	0.00	12.9
Victoria Cloth Merchants Pvt. Ltd.	4323450	3.51	0.00	0.00	0.00	0.00	3.51
Viewlink Fashion Pvt. Ltd.	3324760	2.70	0.00	0.00	0.00	0.00	2.70
Arun Gupta	2019500	1.64	0.00	0.00	0.00	0.00	1.64
Total	59496114	48.25	0.00	0.00	0.00	0.00	48.25

For Quest Financial Services Ltd.

Director

Statement showing holding of securities (including shares, warrants, convertible securities) of persons (together with PAC) belonging to the category "Public" and holding more than 5% of the total number of shares of the company

Name(s) of the shareholder(s) and the Persons Acting in Concert (PAC) with them	Number of Shares	Shares as a percentage of total number of shares (i.e., Grand Total (A)+(B)+© indicated in Statement at para (l)(a) above)	Details of warrants		Details of convertible		Total shares (including underlying shares assuming full conversion of warrants and convertible securities) as a % of diluted share capital
			Number of warrants	As a % total number of warrants of the same class	Number of convertible securities held	% w.r.t total number of convertible securities of the same class	
NIL	NIL	NIL	NIL	NIL	NIL	NIL	NIL
Total	NIL	NIL	NIL	NIL	NIL	NIL	NIL

Statement showing details of locked-in shares.

Name of the Shareholder	Number of locked-in shares	Locked-in shares as a percentage of total number of shares (i.e., Grand Total (A)+(B)+(C) indicated in statement at para (l) (a) above)	Promoter/Promoter Group/Public
NIL	NIL	NIL	NIL
Total	NIL	NIL	NIL


Statement showing details of Depository Receipts (DRs)

Type of outstanding DR (ADRs, GDRs, SDRs, etc)	Number of outstanding DRs	No of shares underlying outstanding DRs	'Shares underlying outstanding DRs as a percentage of total number of shares (i.e. Grand total (A)+(B)+(C) indicated in Statement at para (l) (a) above)
NIL	NIL	NIL	NIL
Total	NIL	NIL	NIL

Statement showing holding of Depository Receipts (DRs), where underlying shares held by 'promoter/promoter group' are in excess of 1% of the total number of shares

Name of the DR Holder	Type of outstanding DR (ADRs, GDRs, SDRs, etc.)	No. of shares underlying outstanding DRs	Shares underlying outstanding DRs as a percentage of total 'number of shares (i.e. Grand total' (A)+(B)+© indicated in statement at para (l) (a) above }
NIL	NIL	NIL	NIL
Total	NIL	NIL	NIL

For Quest Financial Services Ltd.


Director

If more than one class of shares/securities is issued by the issuer.

Name of the Company :								
Category Code	Category of Shareholder	Number of Voting Rights held in each class of securities			Total Voting Rights (III+IV+V)	Total Voting rights i.e. (VI)		
		Class X (III)	Class Y (IV)	Class Z (V)		As a percentage of (A+B) (VII)	As a percentage of (A+B+C) (VIII)	
(I)	(II)				(VI)		(VIII)	
(A)	Promoter and Promoter Group							
(1)	Indian							
(a)	Individuals/Hindu Undivided Family							
(b)	Central Government/State Government(s)							
(c)	Bodies Corporate							
(d)	Financial Institutions/Banks							
(e)	Any Other (specify)							
	Sub-Total (A) (1)							
(2)	Foreign							
(a)	Individuals (Non-Resident Individuals/ Foreign Individuals)							
(b)	Bodies Corporate							
(c)	Institutions							
(d)	Any Other (specify)							
	Sub-Total (A) (2)							
	Total Shareholding of Promoter and Promoter Group (A)=(A)(1)+(A)(2)							
(B)	Public Shareholding							
(1)	Institutions							
(a)	Mutual Funds/UTI							
(b)	Financial Institutions/Banks							
(c)	Central Government/State Government(s)							
(d)	Venture Capital Funds							
(e)	Insurance Companies							
(f)	Foreign Institutional Investors							
(g)	Foreign Venture Capital Investors							
(h)	Any Other (specify)							
	Sub-Total (B) (1)							
(2)	Non-Institutions							
(a)	Bodies Corporate							
(b)	Individuals -							
	i. Individual shareholders holding nominal share capital to Rs.1 Lakh.							
	ii. Individual shareholders holding nominal share capital in excess of Rs.1 Lakh.							
(c)	Any Other (specify)							
	Sub Total (B)(2)							
	Total Public Shareholding (B)=(B)(1)+(B)(2)							
	TOTAL (A)+(B)							
(C)	Shares held by Custodians and against which Depository Receipts have been issued							
	GRAND TOTAL (A)+(B)+(C)							

Note :
 Class X : Equity Shares
 Class Y : Preference Shares
 Class Z : Unclassified Shares